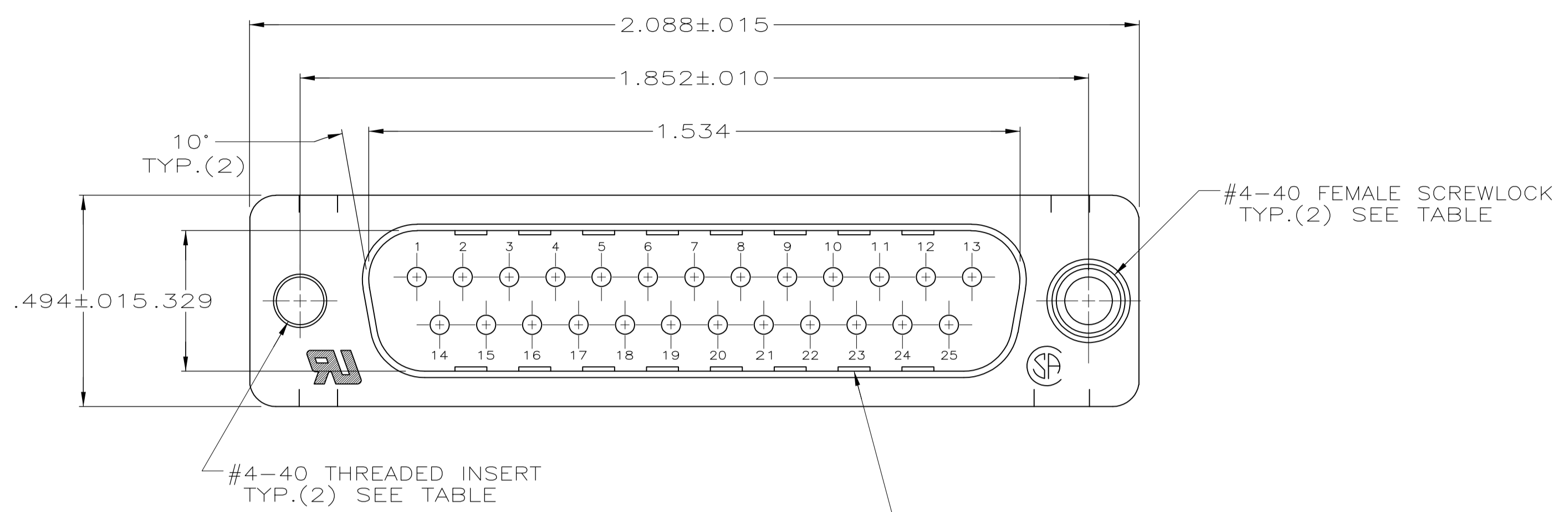
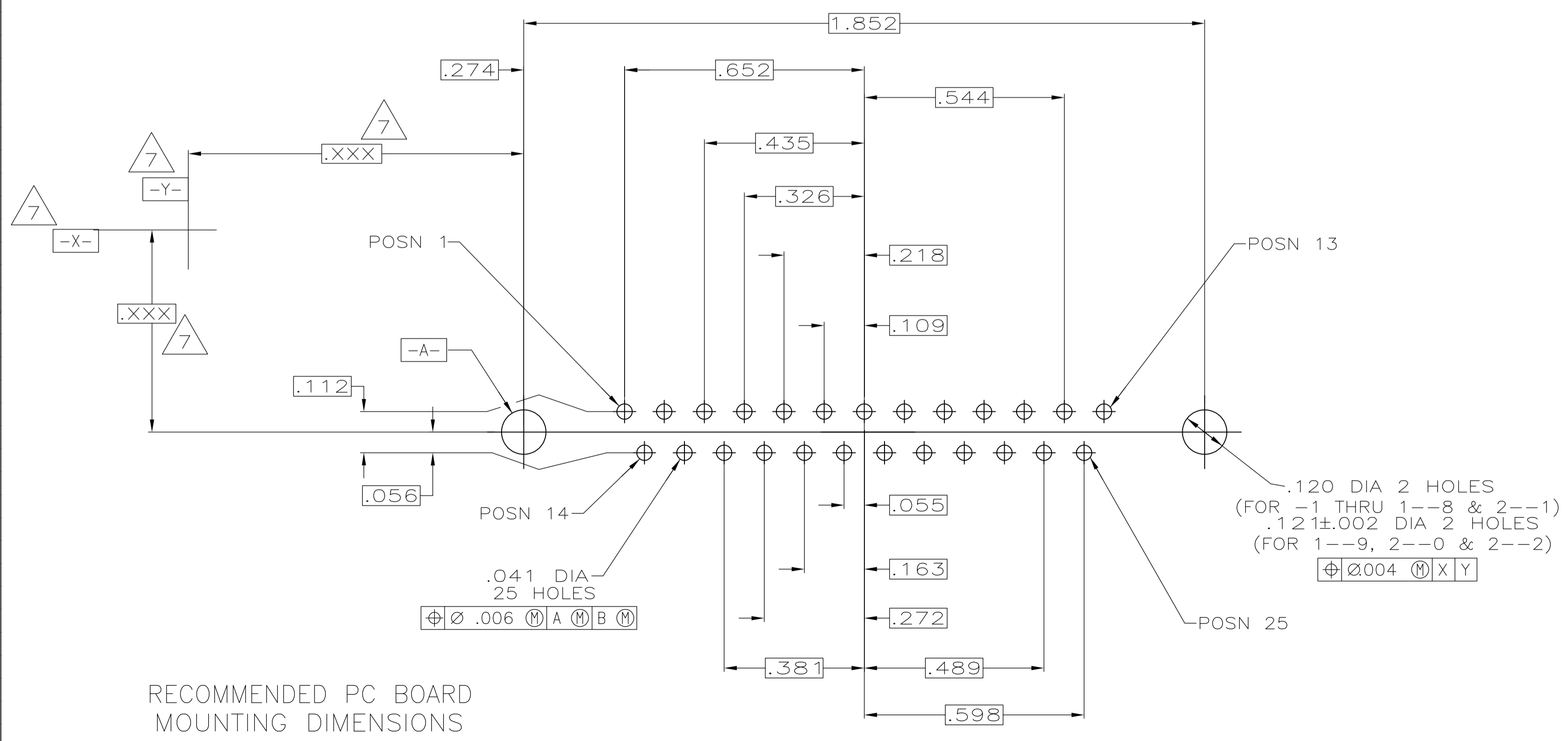
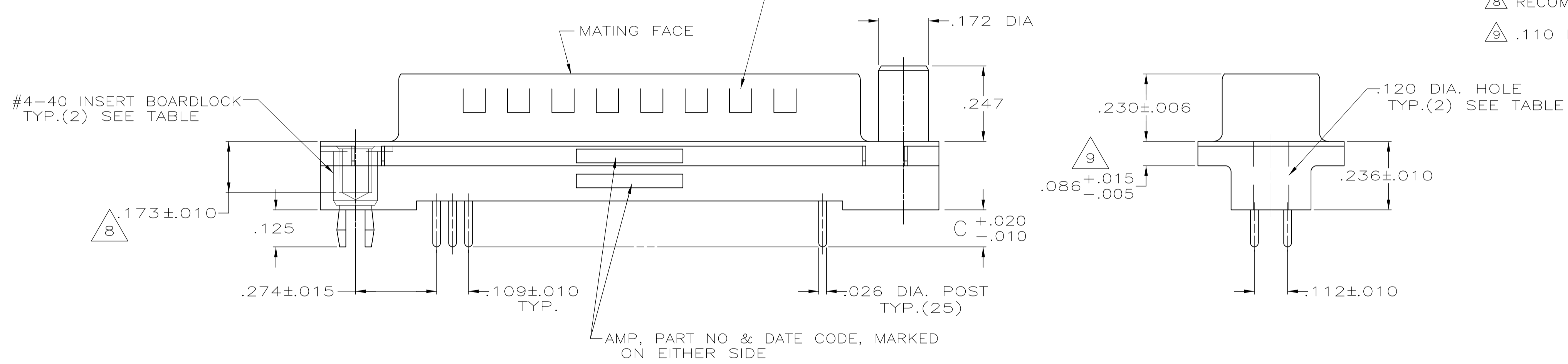


LOC		DIST		REVISIONS			
GP	00	P	LTR	DESCRIPTION	DATE	DMN	APVD
T				REVISED PER ECO-09-024765	12JAN2010	CR	SB



- △ HOUSING: FLAME RETARDANT 94V-0 RATED THERMOPLASTIC, COLOR BLACK
- SHELLS: STEEL
- CONTACTS: BRASS
- INSERTS & BOARDLOCKS: BRASS
- SCREWLOCKS: ZINC
- △ SHELLS: .000200 MIN TIN OVER .000100 MIN COPPER.
- INSERTS & SCREWLOCKS: UNPLATED
- BOARDLOCKS: .000150 MIN TIN OVER .000100 MIN COPPER.
- CONTACTS; SEE TABLE.
- △ GOLD FLASH FOR A LENGTH OF .150 MIN FROM MATING END, .000100-.000200 BRIGHT TIN OR BRIGHT TIN LEAD ON TERMINATION END, ALL OVER .000050 MIN NICKEL ON ENTIRE CONTACT.
- △ GOLD PLATED FOR A LENGTH OF .150 MIN FROM MATING END, .000100-.000200 BRIGHT TIN OR BRIGHT TIN-LEAD ON TERMINATION END, ALL OVER .000050 MIN NICKEL ON ENTIRE CONTACT.
- OR-
- GOLD FLASH OVER PALLADIUM NICKEL PLATED FOR LENGTH OF .150 MIN FROM MATING END, .000100-.000200 MIN BRIGHT TIN OR BRIGHT TIN-LEAD ON TERMINATION END, ALL OVER .000050 MIN NICKEL ON ENTIRE CONTACT.
- 5. NOTE DELETED.
- △ CONTACTS SELECTIVELY LOADED IN POSITIONS 1 THRU 8 AND 10 THRU 25.
- △ DATUMS AND BASIC DIMENSIONS ESTABLISHED BY CUSTOMER.
- △ RECOMMENDED SCREWLOCK IS 5747877-3 WITH RETENTION INSERTS.
- △ .110 MAX IN SHELL TAB CLINCH AREAS.



REMARKS	CONTACT FINISH	DIM C	PART NUMBER
△ SUPERSEDED BY 2-747704-0 w/ INSERT BOARDLOCKS	△	.125	2-747704-2
SUPERSEDED BY 1-745968-6 WITH FEMALE SCREWLOCKS	△	.170	2-747704-1
SUPERSEDED BY 2-747704-0 WITH INSERT BOARDLOCKS	△	.125	2-747704-0
OBSOLETE	△	.125	1-747704-9
OBSOLETE	△	.250	1-747704-8
SUPERSEDED BY 1-745968-6 WITH FEMALE SCREWLOCKS	△	.250	1-747704-7
OBSOLETE	△	.170	1-747704-6
SUPERSEDED BY 1-745968-4 WITH FEMALE SCREWLOCKS	△	.170	1-747704-5
OBSOLETE	△	.125	1-747704-4
OBSOLETE	△	.125	1-747704-3
OBSOLETE	△	.250	1-747704-2
OBSOLETE	△	.250	1-747704-1
OBSOLETE	△	.170	1-747704-0
OBSOLETE	△	.170	747704-9
SUPERSEDED BY 745968-8 WITH THREADED INSERTS	△	.125	747704-8
OBSOLETE	△	.125	747704-7
OBSOLETE	△	.250	747704-6
OBSOLETE	△	.250	747704-5
OBSOLETE	△	.170	747704-4
OBSOLETE	△	.170	747704-3
OBSOLETE	△	.125	747704-2
OBSOLETE	△	.125	747704-1
WITH .120 DIA. HOLE	△	.125	747704-1

THIS DRAWING IS A CONTROLLED DOCUMENT.		DIN S. WELDON 2-27-85		Tyco Electronics Corporation	
DIMENSIONS: INCHES		CIR: J. GRACE 2-27-85		Harrisburg, PA 17105-3608	
TOLERANCES UNLESS OTHERWISE SPECIFIED:		APVD: R. BRANDT 2-27-85		NAME: Tyco Electronics Corporation	
0 PLC	± .005	PRODUCT SPEC: 108-40025		PLUG ASSEMBLY, SIZE 3, 25 POS., VERTICAL, .026 DIA. DUPLEX PLATED POSTS, FRONT SHELL, AMPLIMITE™HDP	
1 PLC	± .005	APPLICATION SPEC: 114-40023		SIZE: A1	
2 PLC	± .005	WEIGHT: -		SCALE: NTS	
3 PLC	± .005	CUSTOMER DRAWING		SHEET 1 of 1	
4 PLC	± .005	RESTRICTED TO:		REV T	
ANGLES	± .2°				